



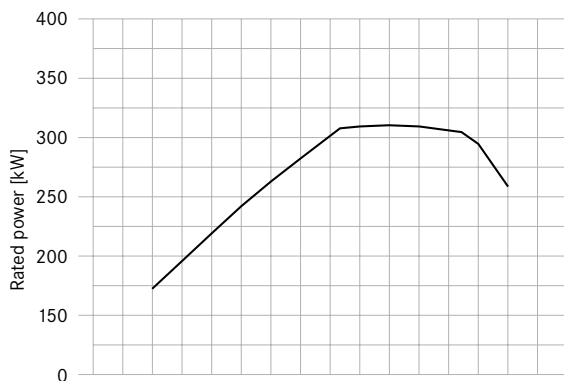
Mercedes-Benz
Trucks you can trust

Mercedes-Benz,

R6 – 310 kW (421 hp)

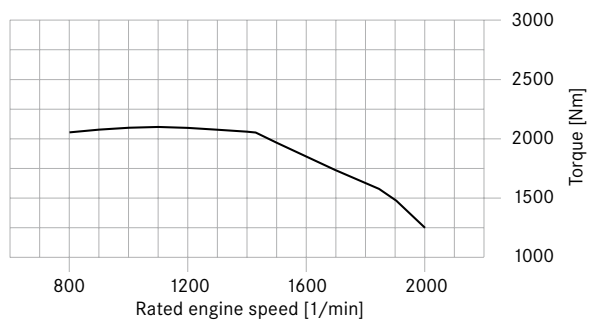
OM 471, 2nd generation

Technical data



No. of cylinders	R6
Displacement [l]	12.8
Max. torque [Nm](1/min)]	2100 (2300*) 1100
Max. rated power [kW](1/min)]	310 1600

*Vehicles with normal frame height in conjunction with rear axle ratios of $i = 2.611$ and $i = 2.533$ in 12th gear.





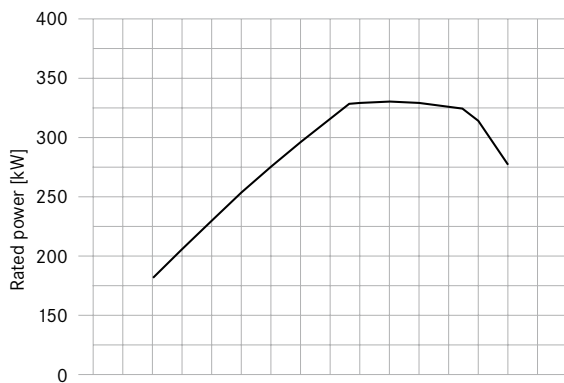
Mercedes-Benz
Trucks you can trust

Mercedes-Benz,

R6 – 330 kW (449 hp)

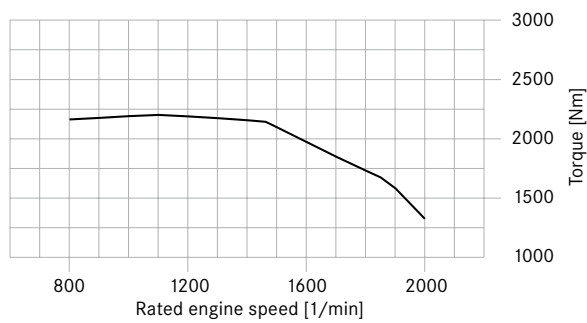
OM 471, 2nd generation

Technical data



No. of cylinders	R6
Displacement [l]	12.8
Max. torque [Nm](1/min)	2200 (2400*) 1100
Max. rated power [kW](1/min)	330 1600

*Vehicles with normal frame height in conjunction with rear axle ratios of $i = 2.611$ and $i = 2.533$ in 12th gear.





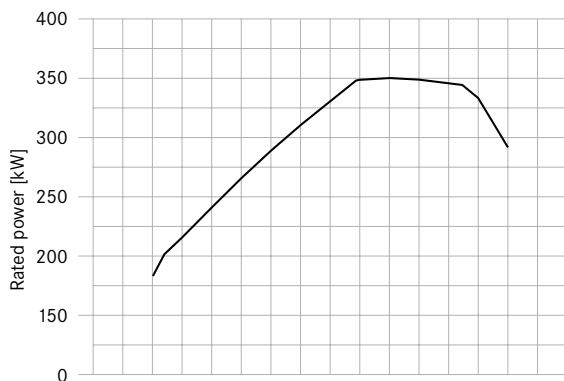
Mercedes-Benz
Trucks you can trust

Mercedes-Benz,

R6 – 350 kW (476 hp)

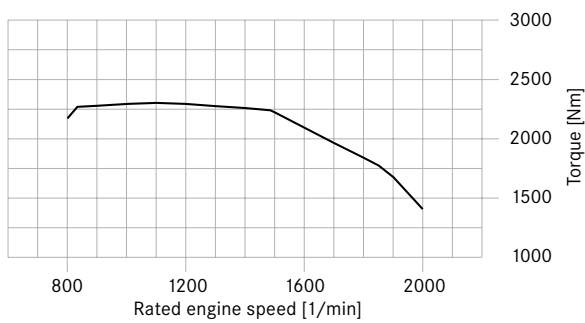
OM 471, 2nd generation

Technical data



No. of cylinders	R6
Displacement [l]	12.8
Max. torque [Nm](1/min)	2300 (2500*) 1100
Max. rated power [kW](1/min)	350 1600

*Vehicles with normal frame height in conjunction with rear axle ratios of $i = 2.611$ and $i = 2.533$ in 12th gear.





Mercedes-Benz
Trucks you can trust

Mercedes-Benz,

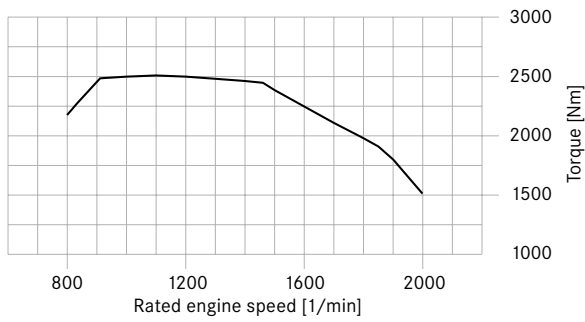
R6 – 375 kW (510 hp)

OM 471, 2nd generation

Technical data



No. of cylinders	R6
Displacement [l]	12.8
Max. torque [Nm](1/min)	2500 1100
Max. rated power [kW](1/min)	375 1600





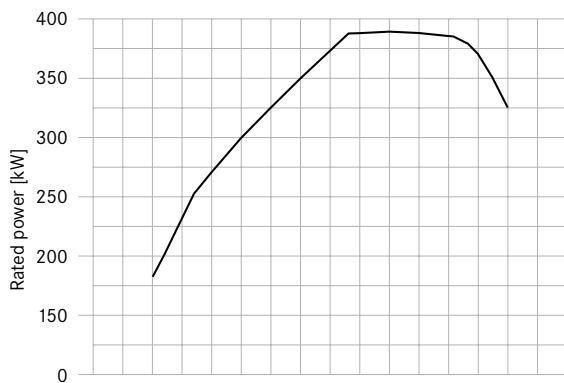
Mercedes-Benz
Trucks you can trust

Mercedes-Benz,

R6 – 390 kW (530 hp)

OM 471, 2nd generation

Technical data



No. of cylinders	R6
Displacement [l]	12.8
Max. torque [Nm](1/min)	2600 1100
Max. rated power [kW](1/min)	390 1600

